








1 Recommended Cleaning Instructions

Ensure all controllers are unplugged from the power point and from the electric blanket before cleaning

Do Not Wring, Do Not Spin Dry

<p><u>WARNING:</u></p> <p>DO read all instructions before use.</p> <p>DO use only as an under blanket.</p> <p>DO secure blanket to bed before use.</p> <p>DO only clean blanket as specified in the instruction book.</p> <p>DO have this electric blanket repaired and/or tested by an authorised Electrical agent.</p> <p>DO remove controller/s before washing blanket.</p>	 <p>Do Not Bleach or use detergents with Bleach</p>  <p>Do Not Iron</p>  <p>Do Not Dry Clean</p>  <p>Do Not Tumble Dry</p>  <p>Dry In Shade</p>  <p>Flat Dry Only Do Not Spin Dry Do Not Wring</p>  <p>Do Not Machine Wash. Wash By Hand Only. 30°C Max</p>
<p>DO NOT use tucked in, folded, bunched up, creased or rucked.</p> <p>DO NOT use if wet.</p> <p>DO NOT insert needles or pins into blanket.</p> <p>DO NOT use with element or wired parts tucked in.</p> <p>DO NOT use with helpless persons, infants or persons insensitive to heat.</p> <p>DO NOT wash controller/s.</p> <p>DO NOT cover controller/s</p>	

1.1 Treatment For Localised Soiling

Never Use Hot Water as the blanket may shrink and will void your warranty.

- The area affected should be sponged gently using a natural wool detergent or mild soap flakes dissolved in lukewarm water (30°C Max), followed by two consecutive spongings using clean, soap-free lukewarm water.
- Lightly compress the treated area between two towels to absorb excess water.

Do Not Wring or Spin Dry the blanket.

- Refer to the section “**Drying**” for drying instructions.
- The connections to the blanket must be kept free of moisture.

1.2 Hand Washing

Never Use Hot Water as the blanket may shrink and will void your warranty.

- Remove the controller/s and place the Blanket in lukewarm (30°C Max) water (bathtub or large laundry tub is ideal) mixed with either a natural wool detergent or with mild soap flakes.
- Soak your blanket for approximately five minutes, and then gently squeeze the soapy water through the blanket.
- Rinse your blanket thoroughly with clean lukewarm water until no more suds are visible and allow water to drain off the blanket. Gentle squeezing to remove excess water may be applied.
- Refer to the section “**Drying**” for drying instructions

With normal use it is recommended that you hand wash your blanket once a year.

Do Not Wring or Spin Dry the blanket.

1.3 Drying

- Spread the blanket out on a clean surface (e.g. a large table) to dry in a shady area.
- Note: The blanket must be thoroughly dried (including controller sockets) before being re-fitting to your bed.

DO NOT WRING OR SPIN DRY THE BLANKET.

Gentle squeezing to remove excess water may be applied.